

CON FILETTO ESTERNO

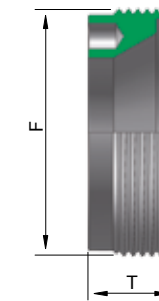

EXTERNALLY THREADED NUTS



FORMA A CON FORI
EXTERNALLY THREADED NUTS

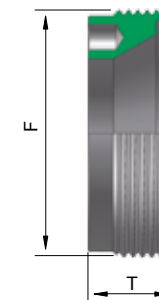



CON ESAGONO
EXTERNALLY THREADED
EXAGONAL NUTS



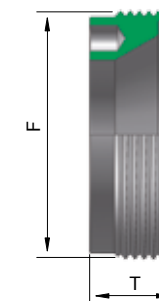

CON FORI ECCENTRICA -DX - EXTERNALLY THREADED ECCENTRIC - RIGHT

Cod.	TYPE	F	T	Cod.	TYPE	F	T
NUT.11.A	ERX11A	M18x1	6	NUT.25.A	ERX25A	M32x1,5	12
NUT.16.A	ERX16A	M24x1	8	NUT.32.A	ERX32A	M40x1,5	14
NUT.20.A	ERX20A	M28x1,5	11	NUT.40.A	ERX40A	M50x1,5	18



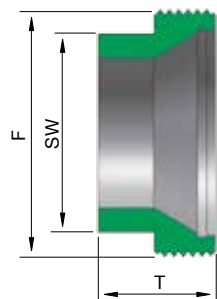
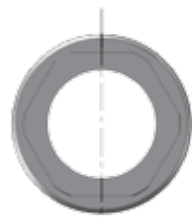
CON FORI CONCENTRICA -DX - EXTERNALLY THREADED CONCENTRIC - RIGHT

Cod.	TYPE	F	T	Cod.	TYPE	F	T
NUT.16.A.C	ERX16A	M24x1	8	NUT.25.A.C	ERX25A	M32x1,5	12
NUT.20.A.C	ERX20A	M28x1,5	11	NUT.32.A.C	ERX32A	M40x1,5	14



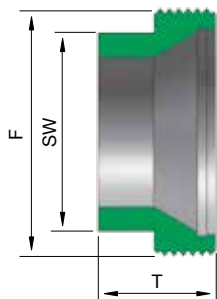
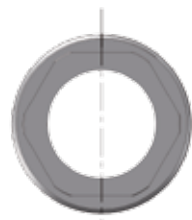
CON FORI CONCENTRICA - SX - EXTERNALLY THREADED CONCENTRIC - LEFT

Cod.	TYPE	F	T	Cod.	TYPE	F	T
NUT.16.A.C.L	ERX16A	M24x1 sin	8	NUT.25.A.C.L	ERX25A	M32x1,5 sin	12
NUT.20.A.C.L	ERX20A	M28x1,5 sin	11	NUT.32.A.C.L	ERX32A	M40x1,5 sin	14



FORMA A CON ESAGONO ECCENTRICA - EXTERNALLY THREADED EXAGONAL ECCENTRIC

Cod.	TYPE	F	T	SW	Cod.	TYPE	F	T	SW
NUT.11.A.EX	ERX11AEX	M18x1	9	15	NUT.25.A.EX	ERX25AEX	M32x1,5	16,5	27
NUT.16.A.EX	ERX16AEX	M24x1	12	19	NUT.32.A.EX	ERX32AEX	M40x1,5	19	32
NUT.20.A.EX	ERX20AEX	M28x1,5	13	22	NUT.40.A.EX	ERX40AEX	M50x1,5	17	42



FORMA A CON ESAGONO CONCENTRICA - EXTERNALLY THREADED EXAGONAL CONCENTRIC

Cod.	TYPE	F	T	SW
NUT.16.A.C.EX	ERX16AEX	M24X1	12	19